

Blowers Green Primary: School at Home - Reception

Wednesday 6th May E-mail: reception@blowers.dudley.sch.uk

Thank you for sending me your jokes, some really made me laugh. I will put them all on our home learning page on Monday, so you still have time to send them in.

When You're a Kid in World War 2

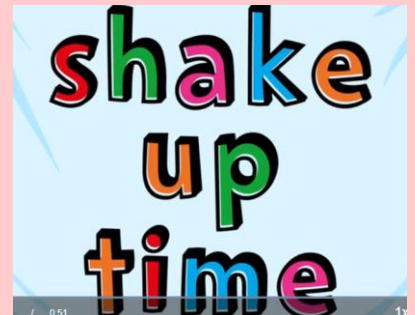
Here is a song to listen to. It is all about children who were growing up in World War 2. Talk about some of the pictures with them.

<https://www.youtube.com/watch?v=tJdXRch93MM>

PE

<https://www.nhs.uk/10-minute-shake-up/shake-ups/helping-heihei>

Play this game with a sibling, or adult. Use clear instruction words like, **forward, backward, stop, go and turn**. Molly and I enjoyed this game, but she didn't want to tidy up the obstacles after! Make sure you do. A dojo point for every who tidies up after the game.



How to play:

- 1 Clear an area for the ocean, then lay out an obstacle course of cushions, toys and balls.
- 2 Choose 1 person to pretend to be Heihei and then blindfold them with a tea towel.
- 3 The other player must help the blindfolded Heihei by shouting out instructions to avoid cushions and crawl around or over soft toys or bouncy balls.
- 4 Keep count of how many times you touch an obstacle. At the end, you'll have to do the same number of jumping jacks.
- 5 Now swap roles so the caller becomes Heihei.


Kitchen Rolls




Last week I asked you to save kitchen rolls. Today use those kitchen rolls and make them into a pair of binoculars. If you have enough kitchen rolls you could make some for your adult. Decorate them in your favourite colours. Using your binoculars, I want you to go bird spotting. On your walk, in your garden or even just looking out of your window. How many birds can you find? Are they all the same colour and size? Can you find birds on the ground, up in the sky or in the trees? Can you name the ones you saw?




Robin




Magpie



Blue tit



Blackbird




Sparrow

Drawing

After looking at all the different birds outside watch this clip below and learn how to draw a bird. How will you colour it in? I can't wait to see your drawings. Don't forget to email a picture.

<https://www.youtube.com/watch?v=rzxRWTv237M>



Writing

Can you label the picture of your bird?

beak

wing

feet

tail

eye

I have done the eye for an example.

Number:

Can you record all the birds you have found in this graph? Colour one square for each type of bird you found. Which type of bird did you see the most?



I hope you have a good day and enjoy these activities. Stay safe Mrs Macdonald.